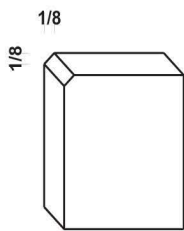


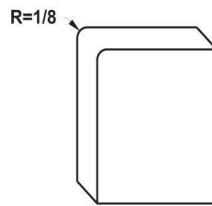
EDGE STYLES

Price Group 1
Edge Style

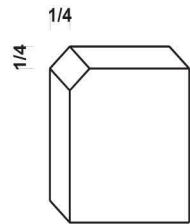
Price Group 1
Edge Style



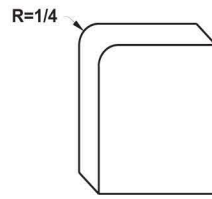
1/8" Bevel
no minimum thickness



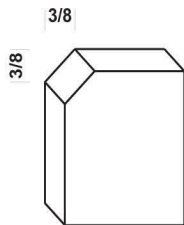
1/8" Roundover
no minimum thickness



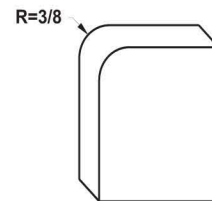
1/4" Bevel
no minimum thickness



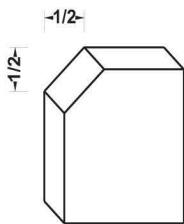
1/4" Roundover
no minimum thickness



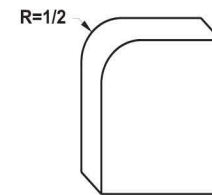
3/8" Bevel
no minimum thickness



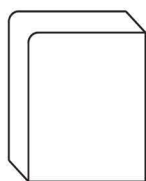
3/8" Roundover
no minimum thickness



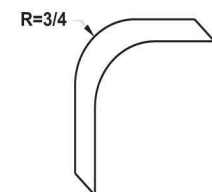
1/2" Bevel
no minimum thickness



1/2" Roundover
no minimum thickness



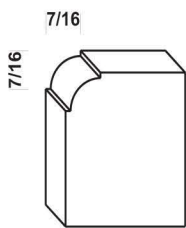
Eased
no minimum thickness



3/4" Roundover
no minimum thickness

EDGE STYLES

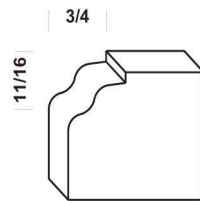
Price Group 2
Edge Style



3/8" Beaded Roundover

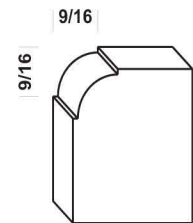
no minimum thickness

Price Group 2
Edge Style



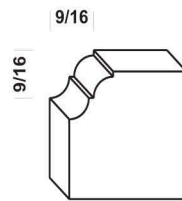
Roman Ogee

no minimum thickness



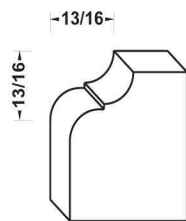
1/2" Beaded Roundover

no minimum thickness



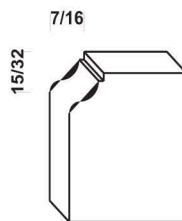
Small Double Roman Ogee

no minimum thickness



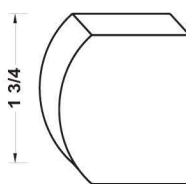
Classical Ogee

no minimum thickness



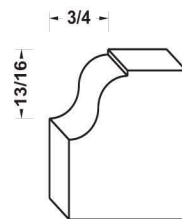
Small Standard Ogee

no minimum thickness



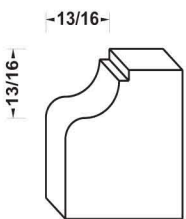
Half Bullnose

1-3/4" minimum thickness



Traditional Ogee

no minimum thickness

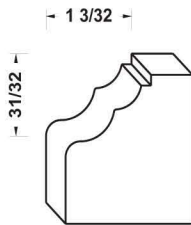


Large Standard Ogee

no minimum thickness

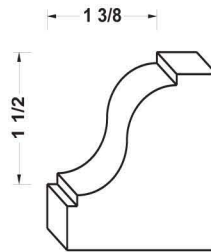
EDGE STYLES

Price Group 3
Edge Style

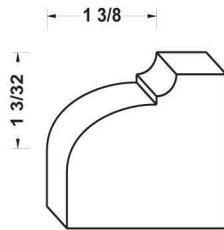


Beaded
Waterfall
*no minimum
thickness*

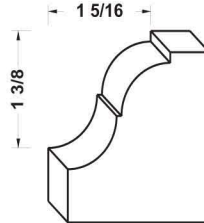
Price Group 3
Edge Style



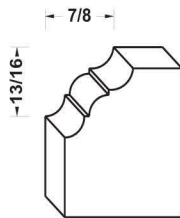
Large Beaded
Traditional Ogee
*2" minimum
thickness*



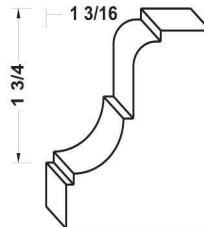
Classical
Gas
*1-1/2" minimum
thickness*



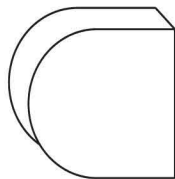
Large Double
Roman Ogee
*1-3/4" minimum
thickness*



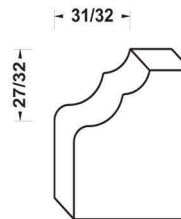
French
Baroque
*no minimum
thickness*



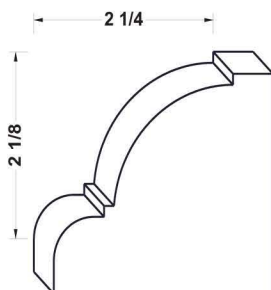
Verona
*2-1/4" minimum
thickness*



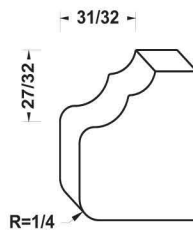
Full
Bullnose
*no minimum
thickness*



Waterfall
*no minimum
thickness*



Huge Double
Beaded
Roundover
*2-1/2" minimum
thickness*



Waterfall
Roundover
*no minimum
thickness*